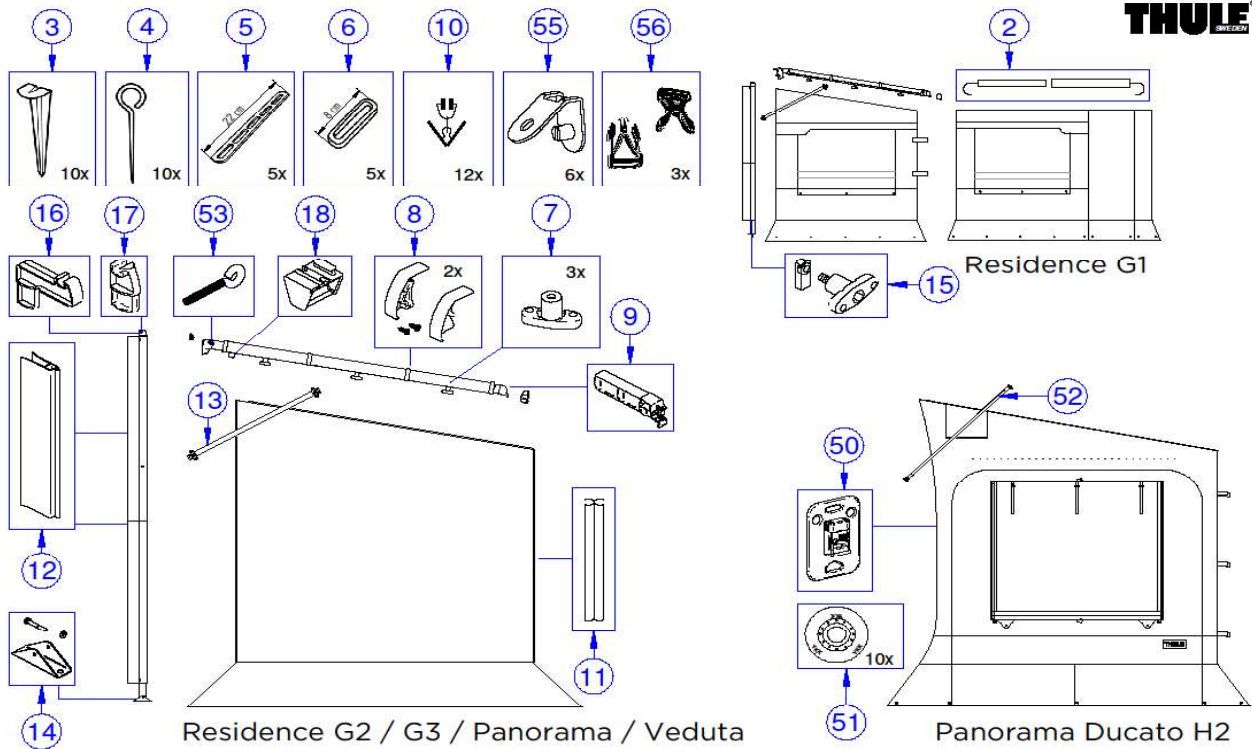


2020 SPARE PARTS LIST
RESIDENCE & PANORAMA & VEDUTA

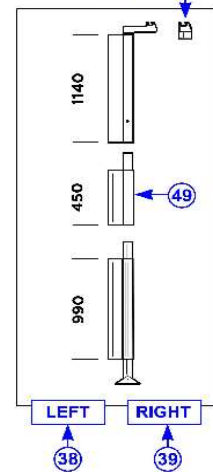
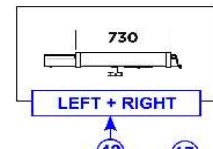
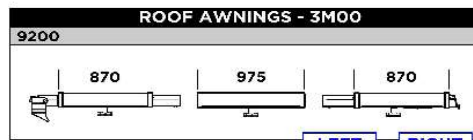
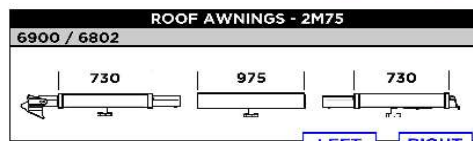
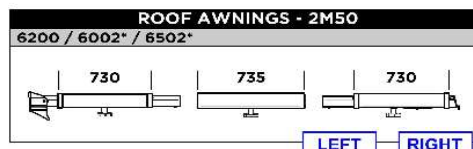
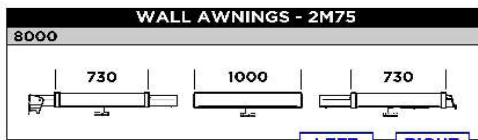
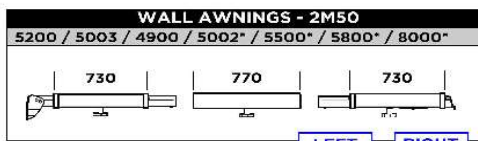
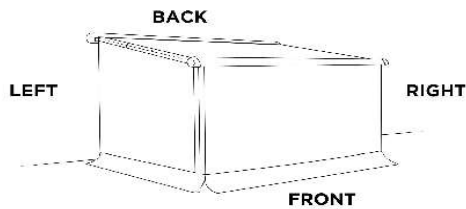


RES600 / SRS601 / SRS602



THULE Residence / Panorama / Veduta

RES600-01

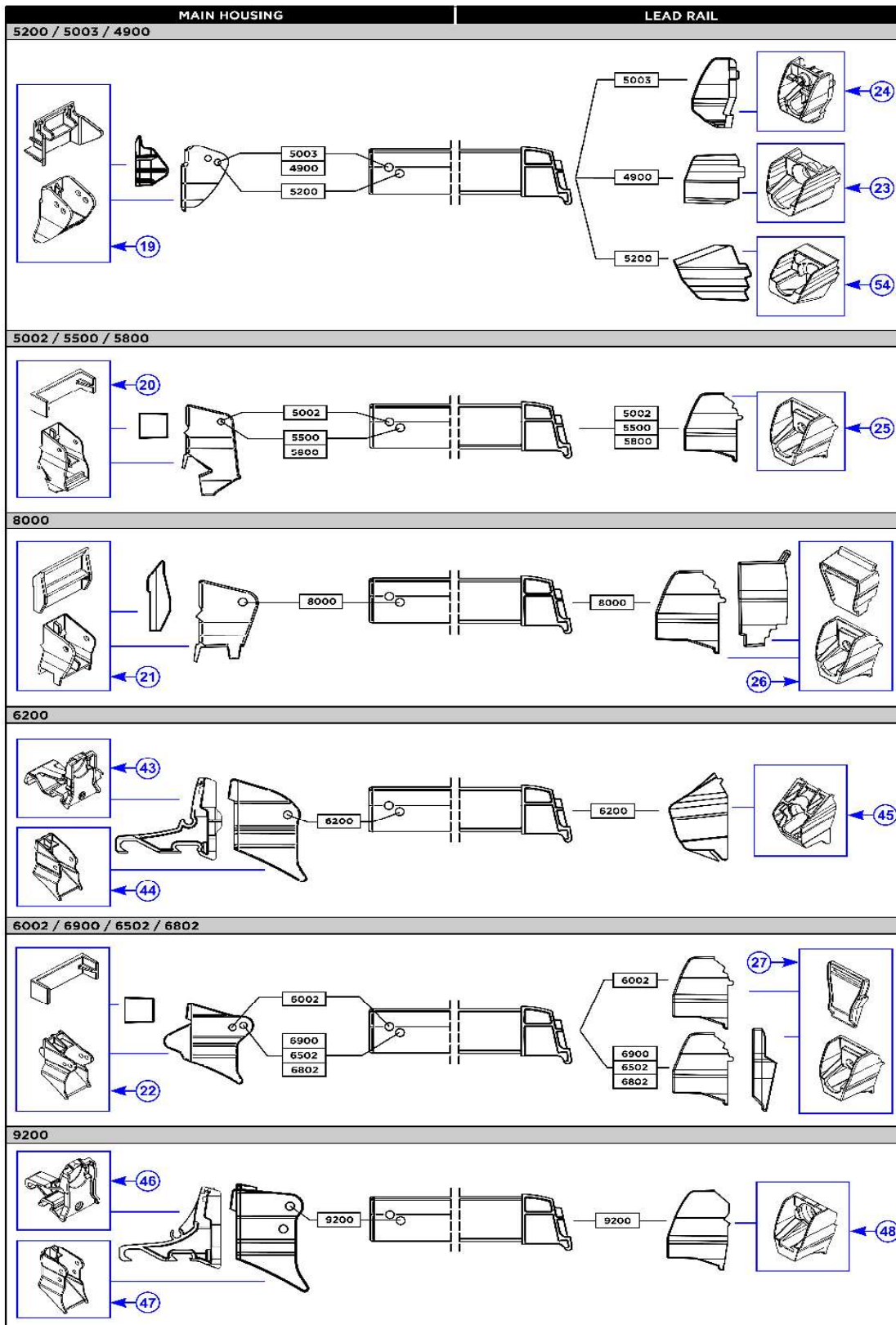


* Connection pieces not included. See sparepartdrawing SRS601.

THULE Residence / Panorama / Veduta

SRS602-03

2020 SPARE PARTS LIST
RESIDENCE & PANORAMA & VEDUTA



2020 SPARE PARTS LIST



RESIDENCE & PANORAMA & VEDUTA

RES600 / SRS601 / SRS602

	ART.NR.	DESCRIPTION	RETAIL € (ex.VAT)
1	1500601178	BUCKLE 16MM WHITE - 5 PCS	6,00
2	1500600119	WINDOW TUBE ASSY	18,20
3	1500601169	TENT PEG HALF ROUND - 10PCS	9,40
4	1500601171	GROUNDSHEET PEG - 10PCS	6,20
5	1500601167	MULTI POSITION RUBBER 20CM - 5PCS	11,30
6	1500602154	ELASTIC BAND 8CM - 5PCS	7,00
7	1500601182	NUT KNOB M6 GREY SAFARI RESIDENCE - 3PCS	4,50
8	1500601181	COVER CLAMP PROFILE 2L+2R	4,10
9	1500602155	END PIECE TENSION RAFTER CLAMP	5,60
10	1500601161	CURTAIN HOLDER - 12PCS	9,00
11	1500602029	CONNECTING PROFILE GREY - 1,00M (RESI G1/G2 & PANORAMA)	5,10
	1500603145	CONNECTING PROFILE BLACK - 1,00M (RESIDENCE G3)	6,60
12	1500600139	CLOSING PROFILE MAST L= 1140 MM	9,40
13	1500600138	SUPPORT PROFILE SAFARI RESIDENCE	32,10
14	1500602775	FOOT PIECE MAST SAFARI RESIDENCE 13 2PCS	7,60
15	1500601400	FIXATION SYSTEM MAST RESIDENCE	3,10
16	1500601189	END PIECE MAST SAFARI RESIDENCE 8000	4,30
17	1500601179	END PIECE MAST SAFARI RESIDENCE	3,50
18	1500601187	MAST HOLDER SAFARI RESIDENCE S6+8000	4,30
19	1500601682	POSIT. PIECE + TR HOLDER 5003	5,10
20	1500601180	POSITIONING BLOCK + TENSION RAFTER HOUSING S5	5,60
21	1500601188	POSITIONING BLOCK + TENSION RAFTER HOUSING 8000	4,30
22	1500601184	POSITIONING BLOCK + TENSION RAFTER HOUSING S6	5,60
23	1500602156	INSERT LR 4900	5,40
24	1500601683	INSERT LR 5003 + END PIECE TR CLAMP	5,40
25	1500601183	END PIECE TENSION RAFTER CLAMP + INSERT SR S5	4,90
26	1500601186	END PIECE TENSION RAFTER CLAMP + INSERT SR 8000	7,00
27	1500601185	END PIECE TENSION RAFTER CLAMP + INSERT SR S6	7,00
30	1500602157	CLAMPING PROFILE 5 SERIES - 2M50 - LEFT	139,80
31	1500602158	CLAMPING PROFILE 5 SERIES - 2M50 - RIGHT	139,80
32	1500602159	CLAMPING PROFILE 6 SERIES - 2M50 - LEFT	141,20
33	1500602160	CLAMPING PROFILE 6 SERIES - 2M50 - RIGHT	141,20
34	1500602161	CLAMPING PROFILE 6 SERIES - 2M75 - LEFT	147,50
35	1500602162	CLAMPING PROFILE 6 SERIES - 2M75 - RIGHT	147,50
36	1500602163	CLAMPING PROFILE 8000 - 2M75 - LEFT	148,80
37	1500602164	CLAMPING PROFILE 8000 - 2M75 - RIGHT	148,80
38	1500602165	MAST PROFILE - LEFT	129,80
39	1500602166	MAST PROFILE - RIGHT	129,80
40	1500602762	CLAMPING PROFILE 9200 - 3M00 - LEFT	155,90
41	1500602763	CLAMPING PROFILE 9200 - 3M00 - RIGHT	155,90
42	1500602673	LH+RH CLAMPING PROFILE UPGRADE	71,90
43	1500602610	HOUSING CON.PCE TENSION RAFTER 6200	7,40
44	1500602776	TENSION RAFTER HOUSING 6200	5,60
45	1500602616	INSERT LEAD RAIL 6200 2PC	7,40
46	1500602498	HOUSING CON.PCE TENSION RAFTER 9200	7,40
47	1500602777	TENSION RAFTER HOUSING 9200	5,60
48	1500602447	INSERT LEAD RAIL 9200 2PC	7,40
49	1500602778	LH & RH MAST PROFILE EXTENTION XXL	17,40
50	1500602794	FOOT DISK PANORAMA DUCATO H2 (X2)	49,60
51	1500602795	FLEX BASE SNAD STUD 25MM TRANS (X10)	68,60
52	1500602796	SUPPORT PROFILE PANORAMA DUCATO H2	32,10
53	1500602797	EYE BOLT (X2)	16,20
54	1500603076	INSERT LEAD RAIL 5200 2PC	7,40
55	1500603146	CURTAIN STOP 6PCS	4,50
56	1500602967	SIDE RELEASE BUCKLE + STRAP 40CM - 3 PCS	8,40
57	1500603355	TRANSFORMATION KIT RESIDENCE RAFTER 6300	95,00