

# Smart Panels

SMART PANELS	
Fit Guide	72
Thule Sun Blocker G2 - Front Panel	73
Thule Sun Blocker G2 - Side Panel	74
Thule Rain Blocker G2 - Front Panel	75
Thule Rain Blocker G2 - Side Panel	78
Thule View Blocker G2 - Side Panel	80
Thule View Blocker - Front Panel	81
Thule Windscreen	82
Thule Rain Blocker G1 - Side Panel	83
Thule Luxury Blocker Bag	84

# Smart Panels - Fit Guide

## KEY INFORMATION

1

### Select your vehicle type



Motorhome



Caravan



Van



Minivan

2

### Select your awning type (check the label in the awning box)

#### Wall-mounted awning

- TO 5200
- TO 8000
- TO 4900
- TO 5102
- TO 2000
- TO 5003
- TO 5002
- Tristor
- TristorII
- V10XL

#### Roof-mounted awning

- TO 9200
- TO 6300
- TO 6200
- TO 6900

#### Rail-mounted awning

- TO 1200

3

### Select your awning length (check the label in the awning box)

- |                              |                              |                              |                              |
|------------------------------|------------------------------|------------------------------|------------------------------|
| <input type="radio"/> 1.90 m | <input type="radio"/> 3.00 m | <input type="radio"/> 4.00 m | <input type="radio"/> 5.00 m |
| <input type="radio"/> 2.60 m | <input type="radio"/> 3.25 m | <input type="radio"/> 4.25 m | <input type="radio"/> 5.50 m |
|                              | <input type="radio"/> 3.50 m | <input type="radio"/> 4.50 m | <input type="radio"/> 6.00 m |
|                              | <input type="radio"/> 3.75 m |                              |                              |

4

### Select your awning projection

- |                              |                              |                              |                              |
|------------------------------|------------------------------|------------------------------|------------------------------|
| <input type="radio"/> 2.00 m | <input type="radio"/> 2.50 m | <input type="radio"/> 2.75 m | <input type="radio"/> 3.00 m |
|------------------------------|------------------------------|------------------------------|------------------------------|

5

### Measure your mounting height


Mounting height (A) = distance between bottom of awning cassette and ground

# Thule Sun Blocker G2 - Front

Protection against the sun

## INFO

- Height (A) 1.70 m
- Length (B) 1.00 m - 4.80 m
- Colours Black, grey (transparent screen)
- Available for Thule Omnistor awnings:
  - 5200, 8000, 4900, 5102, 2000, 9200, 6300, 6200, 1200, 5003
  - 5002, 6900, Tristor, TristorII, V10XL



A = Approximate height of the panel  
B = Approximate length of the panel

## FEATURES

- Lets the breeze in while keeping the sun out, without losing your view
- Easy and quick installation:
  - the front panel is suitable for all Thule Omnistor awnings
  - the panel easily slides into the awning lead rail
  - all front panels can be rolled up and are fixed with a side release buckle
- Modular system:
  - the combination of a panel with the Thule QuickFit | EasyLink tent is possible (only if the tent is smaller than the awning and if there is some space in the awning lead rail to slide the panel in)
- Fabric material:
  - micro-aired screen fabric, a transparent and light screen fabric
- Content:
  - 1 front panel
  - ground fixation: pegs and ropes



User instruction

## MODULARITY




AWNING TYPE	LENGTH (B)	MIN. AWNING LENGTH	HEIGHT (A)	WEIGHT (bruto)	SKU NO
All Thule Omnistor awnings	1.00 m	-	1.70 m	1.3 kg	307284
	2.40 m	2.60 m		2.1 kg	307285
	2.80 m	3.00 m		2.4 kg	307286
	3.30 m	3.50 m		2.7 kg	307287
	3.80 m	4.00 m		3 kg	307288
	4.30 m	4.50 m		3.3 kg	307289
	4.80 m	5.00m		3.6 kg	307290

# Thule Sun Blocker G2 - Side

Protection against the sun

## INFO

- Mounting height (A) 1.90 m - 2.64 m
- Projection (B) 2.00 m, 2.50 m, 2.75 m, 3.00 m
- Colours Black, grey (transparent screen)
- Available for Thule Omnistor awnings:
  - 5200, 8000, 4900, 5102, 9200, 6300, 6200, 1200\*, 5003
  - 5002, 6900, Tristor, TristorII, V10XL by adding **spare parts**
- \*Special model for Thule Omnistor 1200
- Not compatible with Master Movano adapter (ref. 308059)



A = Distance between bottom of awning cassette and the ground  
 B = Approximate length of the awning when opened  
 H = Awning incline

## FEATURES

- Lets the breeze in while keeping the sun out, without losing your view
- Easy and quick installation:
  - the side panel slides into an aluminium rafter with channel, installed between the awning's cassette and lead rail
- Modular system:
  - the combination of a panel with the Thule QuickFit | EasyLink tent is possible (only if they have the same mounting height)
  - side panel can be installed on both sides of the awning with the same rafter
- Durable material:
  - aluminium rafter
  - micro-aired screen fabric, a transparent and light screen fabric
- Content:
  - 1 side panel
  - 1 aluminium rafter with channel
  - connection pieces for Thule Omnistor awnings for both sides of the awning
  - ground fixation: pegs and ropes



User instruction

## MODULARITY




AWNING TYPE	PROJECTION (B)	MOUNTING HEIGHT (A)		H	WEIGHT	SKU NO
TO 5200 • 4900 • 5102 • 6300 • 6200 • 5003 • 5002	2.00 m	1.90 m - 2.24 m	Small	21 cm	2.7 kg	307399
TO 5200 • 4900 • 6300 • 6200 • 5003 • 5002	2.50 m	2.25 m - 2.44 m	Medium	23 cm	3.6 kg	307278
		2.45 m - 2.64 m	Large	43 cm	3.6 kg	307279
		2.25 m - 2.49 m	TO 1200	48 cm	3.8 kg	307398
TO 8000 • 6900	2.75 m	2.25 m - 2.44 m	Medium	23 cm	4 kg	307280
		2.45 m - 2.64 m	Large	43 cm	4 kg	307281
TO 9200	3.00 m	2.25 m - 2.44 m	Medium	23 cm	4.4 kg	307282
		2.45 m - 2.64 m	Large	43 cm	4.4 kg	307283

# Thule Rain Blocker G2 - Front

Protection against rain and wind

## INFO


- Height (A) 1.85 m, 2.10 m, 2.30 m
- Length (B) 1.02 m - 2.00 m
- Colours Black, white, grey
- Available for Thule Omnistor awnings:
  - 5200, 8000, 4900, 5102, 2000, 9200, 6300, 6200, 1200, 5003
  - 5002, 6900, Tristor, TristorII, V10XL



A = Approximate height of the panel  
B = Approximate length of the panel

## FEATURES

- Protects against rain and wind while keeping the incidence of light thanks to the large window
- Easy and quick installation:
  - the front panel slides into the awning lead rail
  - all panels can be rolled up and are fixed with a side release buckle
- Modular system:
  - many possibilities to combine the different panels thanks to smart connections
- Fabric material:
  - top-quality PVC fabric with welded connections of the fabric
- Content:
  - 1 front panel
  - smart connections to connect with other Thule Rain Blocker G2 Front Panels
  - ground fixation: pegs and pins



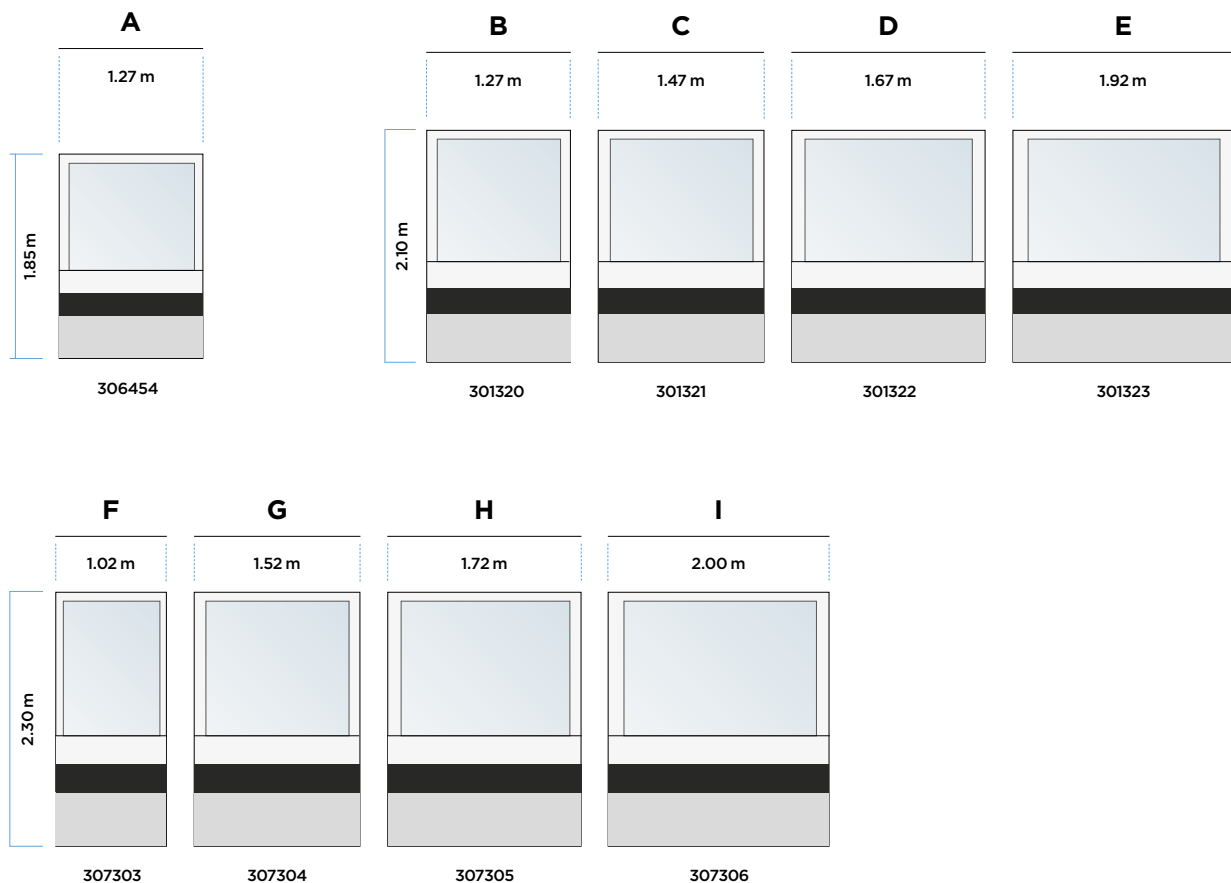
## MODULARITY



User instruction

AWNING TYPE	PANEL TYPE	LENGTH (B)	HEIGHT (A)	WEIGHT (bruto)	SKU NO
<b>Combine with side panel : Minivan</b>					
TO 5200 • 4900 • 5102	A	1.27 m	1.85 m	2 kg	306454
<b>Combine with side panels: Small and TO 1200 V2</b>					
All Thule Omnistor awnings	B	1.27 m	2.10 m	2.2 kg	301320
	C	1.47 m		2.4 kg	301321
	D	1.67 m		2.6 kg	301322
	E	1.92 m		3 kg	301323
<b>Combine with side panels: Medium, Large, X-Large, XX-Large and Van</b>					
All Thule Omnistor awnings	F	1.02 m	2.30 m	2 kg	307303
	G	1.52 m		2.4 kg	307304
	H	1.72 m		2.6 kg	307305
	I	2.00 m		3 kg	307306

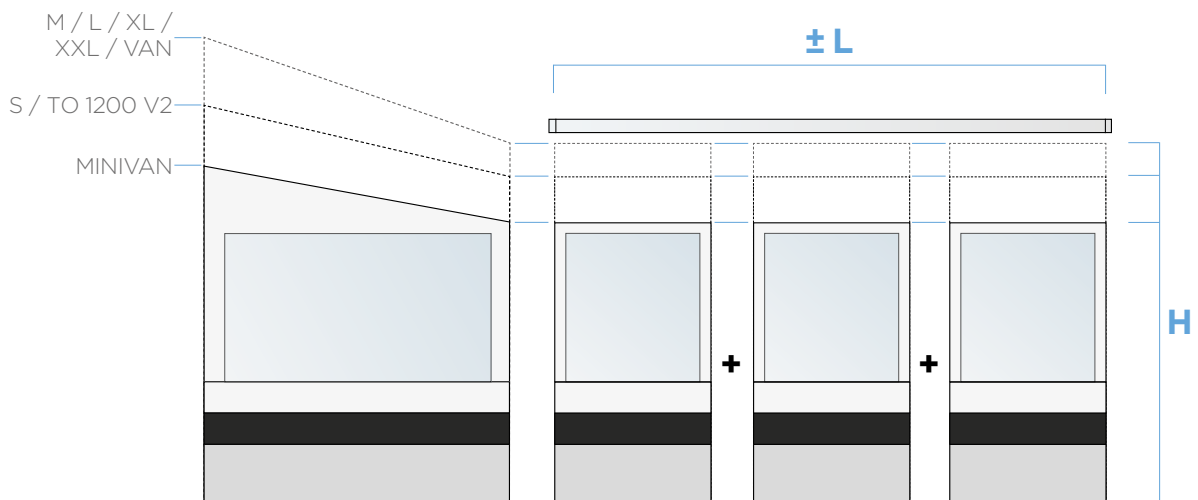
### PANEL TYPE



**FRONT COMBINATION**

- When desired, a full front combination can be made
- Connection pieces to the next front panel are included
- Thule advises following combinations for full awning length

COMPATIBLE SIDE PANEL	AWNING LENGTH (L)	FRONT COMBINATION
MINIVAN	2.60 m	A + A
S TO 1200 V2	2.60 m	B + B
	2.80 m	B + C
	3.00 m	B + D
	3.25 m	B + E
	3.50 m	C + E
	3.75 m	D + E
	4.00 m	E + E
	4.25 m	B + C + C
	4.50 m	C + C + C
	5.00 m	D + D + D
	5.50 m	D + E + E
M L XL XXL VAN	3.00 m	F + F + F
	3.25 m	G + H
	3.50 m	F + G + F
	3.75 m	H + I
	4.00 m	F + I + F
	4.25 m	F + G + H
	4.50 m	F + I + G
	5.00 m	G + I + G
	5.50 m	I + G + I
6.00 m	I + I + I	




# Thule Rain Blocker G2 - Side

Protection against rain and wind

## INFO

- Mounting height (A) 1.80 m - 3.04 m
- Projection (B) 2.00 m, 2.50 m, 2.75 m, 3.00 m
- Colours Black, white, grey
- Available for Thule Omnistor awnings:
  - 5200, 8000, 4900, 5102, 9200, 6300, 6200, 1200, 5003
  - 5002, 6900, Tristor, TristorII, V10XL by adding **spare parts**
  - Special model for TO 1200, Ducato H2: can be combined with a Thule Rain Blocker G2 Front Panel
  - Not compatible with Master Movano adapter (ref. 308059)



A = Distance between bottom of awning cassette and the ground  
B = Approximate length of the awning when opened  
H = Awning incline

## FEATURES

- Protects against wind and rain while keeping the incidence of light thanks to the large window
- Easy and quick installation:
  - the side panel slides into an aluminium rafter with channel, installed between the awning's cassette and lead rail
  - can be easily attached to the support leg of the awning or to another Thule Rain Blocker G2 panel thanks to the smart connections
- Modular system:
  - many possibilities to combine the different panels
  - side panels can be installed on both sides of the awning with the same rafter
- Durable materials:
  - aluminium rafter
  - top-quality PVC fabric with welded connections of the fabric
- Content:
  - 1 side panel
  - 1 aluminium rafter with channel
  - connection pieces for Thule Omnistor awnings for both sides of the awning
  - smart connections to connect the panel with the awning support leg
  - ground fixation: pegs and pins



User instruction



### Minivan

- VW California T5/T6 > 2003



### Van

- Fiat Ducato > 2006
- Peugeot Boxer > 2006
- Citroën Jumper > 2006
- VW Crafter > 2017



**INSTALLATION**



**MODULARITY**



AWNING TYPE	PROJECTION (B)	MOUNTING HEIGHT (A)		H	WEIGHT	SKU NO
TO 5200 • 4900 • 5102	2.00 m	1.80 m - 1.99 m	Minivan	21 cm	4 kg	306515
TO 5200 • 4900 • 6300 • 6200 • 5003 • 5002		2.05 m - 2.24 m	Small*	23 cm	4 kg	307400
TO 5200 • 4900 • 6300 • 6200 • 5003 • 5002	2.50 m	2.05 m - 2.24 m	Small*	23 cm	4.8 kg	307291
		2.25 m - 2.44 m	Medium	23 cm	5 kg	307292
		2.45 m - 2.64 m	Large	43 cm	5 kg	307293
		2.65 m - 2.84 m	X-Large	63 cm	5 kg	307294
		2.35 m - 2.54 m	TO 1200 V2*	50 cm	4.8 kg	301422
TO 1200						
TO 6300 • 6200		2.30 m - 2.50 m	Van	37 cm	5 kg	307302
TO 8000 • 6900	2.75 m	2.25 m - 2.44 m	Medium	23 cm	5.6 kg	307295
		2.45 m - 2.64 m	Large	43 cm	5.6 kg	307296
		2.65 m - 2.84 m	X-Large	63 cm	5.6 kg	307297
		2.85 m - 3.04 m	XX-Large	83 cm	5.8 kg	306516
TO 9200	3.00 m	2.25 m - 2.44 m	Medium	23 cm	5.8 kg	307298
		2.45 m - 2.64 m	Large	43 cm	5.8 kg	307299
		2.65 m - 2.84 m	X-Large	63 cm	6 kg	307300
		2.85 m - 3.04 m	XX-Large	83 cm	6 kg	306517


\*Not possible to use in combination with a Thule QuickFit | EasyLink awning tent

# Thule View Blocker G2 - Side

Protection against rain, wind and sun

## INFO

- Mounting height (A) 2.25 m - 2.64 m
- Projection (B) 2.50 m
- Colours Black, white, grey
- Available for Thule Omnistor awnings:
  - 5200, 4900, 6300, 6200, 5003



A = Distance between bottom of awning cassette and ground  
 B = The approximate length of the awning when opened  
 H = Awning incline

## FEATURES

- Protects against rain, wind and sun and creates complete privacy
- Easy and quick installation:
  - the side panel slides into an aluminium rafter with channel, installed between the awning's cassette and lead rail
  - can be easily attached to the support leg of the awning or to other Thule Rain Blocker G2 panels thanks to the smart connections
- Modular system:
  - many possibilities to combine with Thule Rain Blocker G2 front panels
  - the combination of a panel with the Thule QuickFit | EasyLink tent is possible (only if they have the same mounting height)
  - side panel can be installed on both sides of the awning with the same rafter
- Durable material:
  - aluminium rafter
  - top-quality non-transparent PVC fabric with welded connections of the fabric
- Content:
  - 1 side panel
  - 1 aluminium rafter with channel
  - connection pieces for Thule Omnistor awnings for both sides of the awning
  - smart connections to connect the panel with the awning support leg
  - ground fixation: pegs and pins

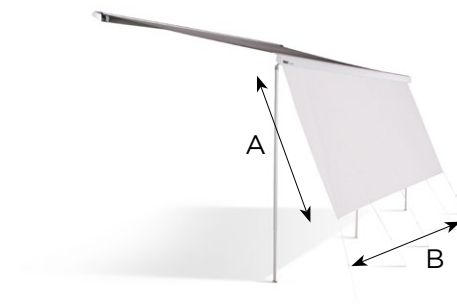
AWNING TYPE	PROJECTION (B)	MOUNTING HEIGHT (A)		H	WEIGHT	SKU NO
TO 5200 • 4900 • 6300 • 6200 • 5003 • 5002	2.50 m	2.25 m - 2.44 m	Medium	23 cm	5 kg	308380
		2.45 m - 2.64 m	Large	43 cm	5 kg	308381

# Thule View Blocker - Front

Creates shade and protects against rain

## INFO

- Height (A) 1.40 m
- Length (B) 2.40 m, 2.80 m, 3.30 m, 3.80 m, 4.30 m, 4.80 m
- Colours Grey (non-transparent)
- Available for Thule Omnistor awnings:
  - 8000, 5200, 5003, 4900, 9200, 6300, 6200, 1200, 2000, 5102
  - 5002, 6900, Tristor, TristorII, V10XL



A = Approximate height of the panel  
B = Approximate length of the panel

## FEATURES

- Offers protection against rain, wind and sun and is also an easy way to create privacy
- Easy and quick installation:
  - the front panel slides into the awning lead rail
  - all panels can be rolled up and are fixed with straps
- Durable material:
  - micro-aired screen fabric
- Content:
  - 1 front panel
  - ground fixation: pegs and ropes

AWNING TYPE	LENGTH (B)	HEIGHT (A)	WEIGHT (bruto)	SKU NO
All Thule Omnistor Awnings	2.40 m	1.40 m	2.5 kg	307588
	2.80 m		2.8 kg	307592
	3.30 m		3.2 kg	307594
	3.80 m		3.4 kg	307596
	4.30 m		3.8 kg	307598
	4.80 m		4 kg	307600

# Thule Windscreen

Protection against wind

## INFO

- Height 1.55 m
- Fabric height 1.38 m
- Length Up to 3.00 m extension
- Weight 4.50 kg
- Colour Grey (transparent screen)

## FEATURES

- Protection against wind but also an easy way to create privacy
- Micro-aired to avoid wind from pushing too hard on the fabric
- Quick & easy to install thanks to its automatic roll in/out system
- Can be fixed to the vehicle via wall fixation or into the caravan rail via the rope fixation
- Unroll it and connect it to the awning support leg or make it free standing with the delivered strap kit
- Storage bag included
- Content:
  - windscreen
  - rope fixation (caravan)
  - 2x wall fixation (motorhome)
  - adapter
  - guy-ropes
  - 4 pegs
  - storage bag



User instruction



306456	Thule Windscreen
--------	------------------

- Rope fixation (caravan)



- Wall fixation



- Storage bag

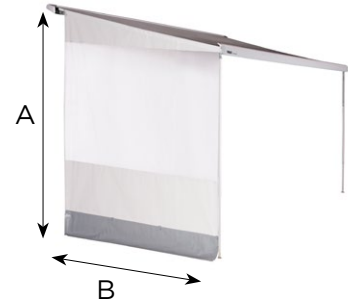


# Thule Rain Blocker G1 - Side

Protection against rain

## INFO

- Mounting height (A) 2.15 m - 2.49 m: TO Caravan + Caravan Style  
2.15 m - 2.49 m: TO Caravan  
1.86 m - 2.11 m: TO 2000
- Projection (B) 2.00 m, 2.30 m
- Colours White, grey
- Only available for Thule Omnistor awnings:
  - Caravan, Caravan Style: lengths from 2.60 m up to 4.50 m
  - Caravan: length 2.60 m
  - 2000: length 2.60 m on a VW T4



A = Distance between bottom of awning cassette and the ground  
B = Approximate length of the awning when opened

## FEATURES

- Offers protection against rain and wind and is also an easy way to create privacy
- Easy and quick installation:
  - the side panel slides on a steel coated rafter, mounted between the awning's cassette and lead rail
- Content:
  - 1 side panel
  - coated steel rafter with spring
  - connection pieces to the Thule Omnistor awning
  - ground fixation: pegs and pins

AWNING TYPE	LENGTH	PROJECTION (B)	MOUNTING HEIGHT (A)	WEIGHT (bruto)	SKU NO
TO Caravan • Caravan Style	2.60 m - 4.50 m	2.30 m	2.15 m - 2.49 m	4.5 kg	308869
TO Caravan	2.60 m	2.00 m	2.15 m - 2.49 m	4 kg	308870
TO 2000	2.60 m	2.00 m	1.86 m - 2.11 m	3.6 kg	308871

# Thule Luxury Blocker Bag

## INFO

- Luxurious bag to store the tension rafter, panel and fixation material
- Colour: black
- Dimensions: 130 L x 20 cm W x 20 cm H



301568	Thule Luxury Blocker Bag
--------	--------------------------